

GIGA X9 Professional



Changing the filter

Equipment required:
CLARIS Pro Blue filter cartridge
 Pack of 4 (Art. 69670)




These short instructions do not replace the 'GIGA X9 Professional Instructions for Use'. Make sure you read and observe the safety information and warnings first in order to avoid hazards.



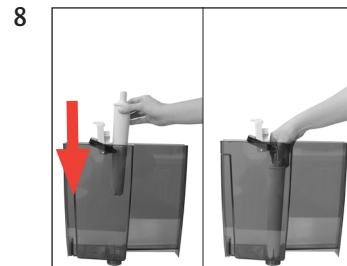


Precondition: **»Change the filter«**




»Maintenance status (1/5)«



»Change filter.« / »Press the Rotary Switch.«



**»Filter is being rinsed.«
 »Empty drip tray.«**



»Change the filter.« / »Filter rinsing complete.«

»Please select product:«